
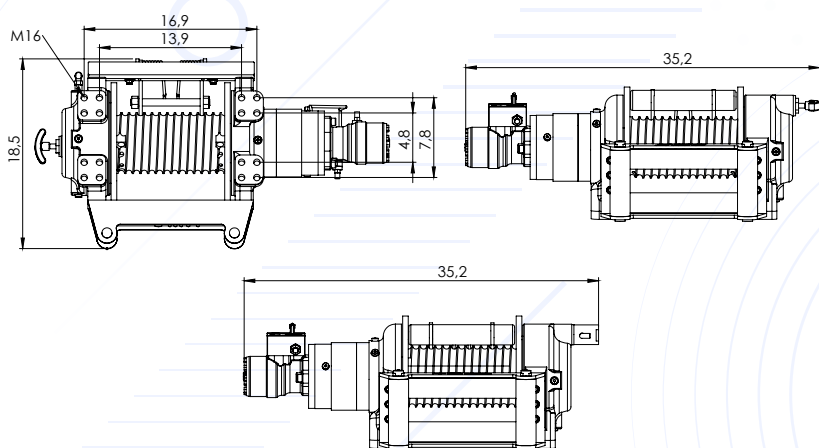



- ▶ High-strength, long-lasting steel body
- ▶ Extra reinforced planetary gear system with special steel heat treatment
- ▶ Lightweight and powerful design
- ▶ 100% negative effective hydraulic disc brake system
- ▶ Standard winch guide system and rope stabiliser
- ▶ Manual winch discharge system provided as standard
- ▶ High torque hydromotor



Rope Winding Count	Pulling Capacity lbs	Winding Speed m-min/(ft-min)	Rope Length m/ft
1	26500	6,2/20	5,9/19
2	21841	7/22	13,3/43
3	18607	7,7/25	22,1/72
4	16203	8,4/27	32,3/105
5	14352	9,2/30	43/141

Maximum Pulling Force (kg/lbs)	: 26500 lbs
Maximum Rope Diameter (mm/in)	: 16mm (7/11")
Maximum Rope Length (m/ft)	: 43 m (141 ft)
Hydromotor (cc/in <sup>3</sup> )	: 200 cc (12 in <sup>3</sup> )
Maximum Pump Flow (L/min-gal)	: 60L (15.8 gal)
Gear Ratio	: 21/1
Maximum Operating Pressure (bar/psi)	: 160 bar (2320 psi)
Recommended Gear Oil Product	: 80w 90 - 1L (33.8 fl oz)
Weight	: 155 kg (341 lbs)